


FEATURES:

- 50 ~ 600 VDC Rated Models
- Up to 12.000 µf Capacitance
- ±1 ~ 20% Tolerance Options
- -55 to 125°C (full rated voltage)
- Insulation Resistane of 25 - 50k ΩF
- <1% Dissipation Factor @ 1,000Hz
- Tested 150% of Rated Voltage (1 min)
- ISO 9001:2015 Qualified Processes
- Tested to MIL-STD-202
- ROHS Compliance upon request



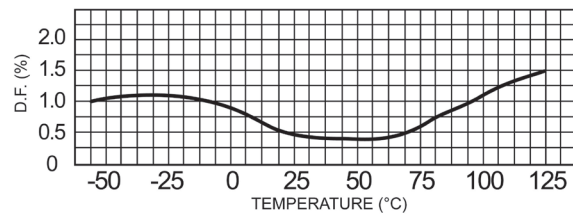
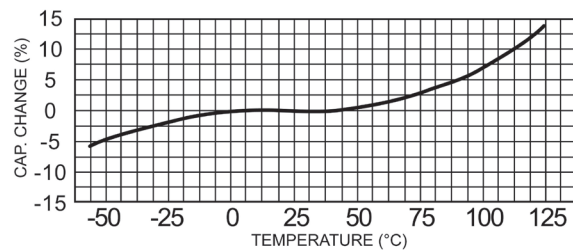
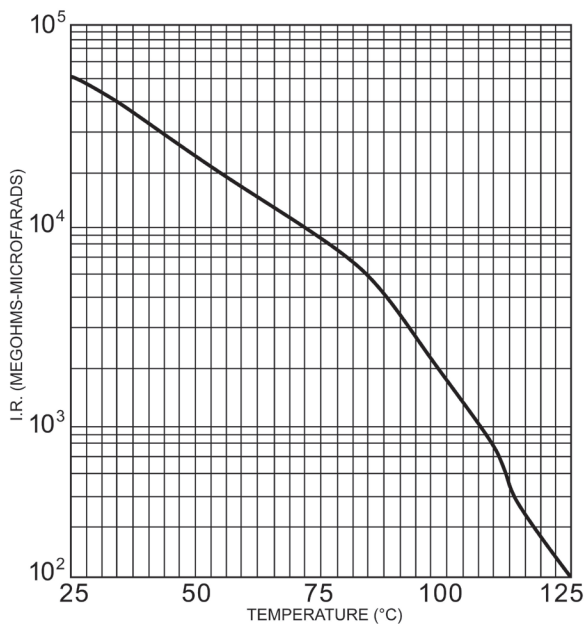
STANDARD CONFIGURATION RULES:

Optional mounting and terminal configurations available upon request

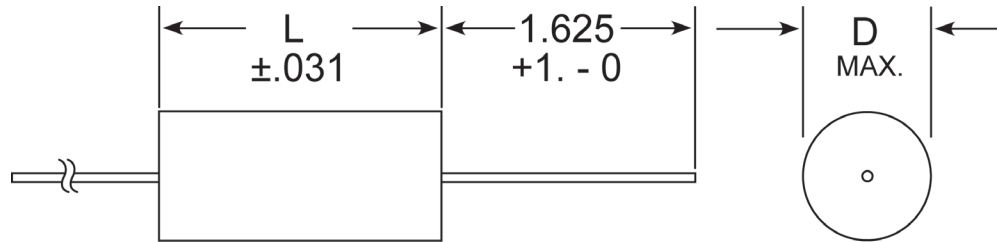
WR70	J	4	- 0.450	R
SERIES	TOLERANCE	VOLTAGE	CAPACITANCE (µf)	ROHS
	W = ±1% U = ±2% J = ±5% K = ±10% M = ±20%	0J = 50 VDC 2 = 200 VDC 4 = 400 VDC 6 = 600 VDC	up to 12.0000	Blank = Non-Compliant R = ROHS (Built-to-Order)

* Configuration model numbers are for initial inquiries only - production part number may vary

CHARACTERISTICS:



PAPER AND FOIL NON INDUCTIVE, EXTENDED FOIL CONSTRUCTION



Standard Dimensions

capacitance values are available in the same case size as the next higher value.

50V MODELS		
(µf)	DIA.	LENGTH
0.0470	0.190	0.690
0.0560	0.190	0.690
0.0680	0.220	0.690
0.0820	0.220	0.690
0.1000	0.250	0.690
0.1200	0.250	0.690
0.1500	0.300	0.690
0.1800	0.330	0.690
0.2200	0.360	0.690
0.2700	0.390	0.690
0.3300	0.420	0.690
0.3900	0.450	0.690
0.4700	0.360	0.940
0.5600	0.390	0.940
0.6800	0.450	0.940
0.8200	4.800	0.940
1.0000	0.510	0.940
1.5000	0.480	1.310
2.0000	0.550	1.310
3.0000	0.660	1.310
4.0000	0.690	1.560
5.0000	0.750	1.560
7.0000	0.780	1.810
8.0000	0.840	1.810
10.0000	0.940	1.810

200V MODELS		
(µf)	DIA.	LENGTH
0.0100	0.190	0.690
0.0120	0.190	0.690
0.0150	0.190	0.690
0.0180	0.190	0.690
0.0220	0.190	0.690
0.0270	0.190	0.690
0.0330	0.190	0.690
0.0390	0.190	0.690
0.0470	0.220	0.690
0.0560	0.220	0.690
0.0680	0.250	0.690
0.0820	0.250	0.690
0.1000	0.250	0.810
0.1200	0.250	0.810
0.1500	0.300	0.810
0.1800	0.330	0.810
0.2200	0.330	0.810
0.2700	0.360	0.810
0.3300	0.390	0.810
0.3900	0.420	0.810
0.4700	0.390	1.060
0.5600	0.420	1.060
0.6800	0.450	1.060
0.8200	0.480	1.060
1.0000	0.510	1.060
1.5000	0.540	1.310
2.0000	0.510	1.810
3.0000	0.610	1.810
4.0000	0.720	1.810
5.0000	0.780	1.810
7.0000	0.910	1.810
8.0000	0.970	1.810
10.0000	0.940	2.310
12.0000	0.970	2.560

400V MODELS		
(µf)	DIA.	LENGTH
0.0100	0.190	0.690
0.0120	0.190	0.690
0.0150	0.220	0.690
0.0180	0.250	0.690
0.0220	0.250	0.690
0.0270	0.300	0.690
0.0330	0.250	0.810
0.0390	0.300	0.810
0.0470	0.330	0.810
0.0560	0.330	0.810
0.0680	0.360	0.810
0.0820	0.390	0.810
0.1000	0.360	1.060
0.1200	0.390	1.060
0.1500	0.420	1.060
0.1800	0.450	1.060
0.2200	0.480	1.060
0.2700	0.550	1.060
0.3300	0.580	1.060
0.3900	0.550	1.310
0.4700	0.480	1.810
0.5600	0.550	1.810
0.6800	0.580	1.810
0.8200	0.610	1.810
1.0000	0.690	1.810
1.5000	0.840	1.810
2.0000	0.940	1.810
3.0000	1.000	2.310
4.0000	1.060	2.560

600V MODELS		
(µf)	DIA.	LENGTH
0.0100	0.300	0.690
0.0120	0.360	0.690
0.0150	0.360	0.690
0.0180	0.330	0.810
0.0220	0.360	0.810
0.0270	0.360	0.810
0.0330	0.420	0.810
0.0390	0.420	0.810
0.0470	0.360	1.060
0.0560	0.390	1.060
0.0680	0.420	1.060
0.0820	0.450	1.060
0.1000	0.510	1.060
0.1200	0.550	1.060
0.1500	0.610	1.060
0.1800	0.550	1.310
0.2200	0.480	1.810
0.2700	0.550	1.810
0.3300	0.580	1.810
0.3900	0.660	1.810
0.4700	0.690	1.810
0.5600	0.750	1.810
0.6800	0.810	1.810
0.8200	0.910	1.810
1.0000	0.970	1.810